

Saraland Water & Sewer Service Monthly Newsletter



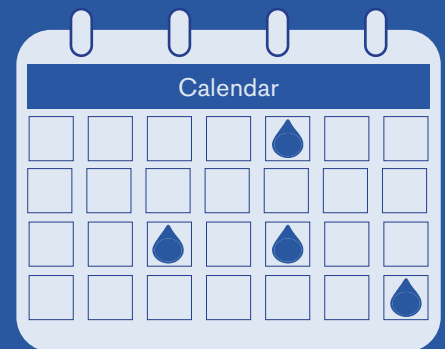
Don't Push Your Luck with Your Pipes

Not everything that can be flushed should be flushed. Items like “flushable” wipes, paper towels, feminine products, and kitty litter don't break down the way toilet paper does—and sending them down the toilet can clog pipes and damage the wastewater system. Even when problems aren't immediate, these materials can build up over time and turn a small habit into a big plumbing headache.


The same goes for FOGs—fats, oils, and grease. Pouring grease down the drain may seem harmless, but as it cools, it hardens inside pipes and traps other debris, leading to stubborn blockages and backups. Instead, dispose of grease in the trash and keep toilets and drains limited to toilet paper and biological waste only. A little care now keeps your pipes flowing smoothly and helps protect the entire system.

Upcoming Events

- March 5** Saraland Water & Sewer Board Meeting
- March 17** Saint Patrick's Day
- March 19** Saraland Water & Sewer Board Meeting
- April 2** Good Friday



307 Shelton Beach Road Saraland, AL 36571
saralandwater.com | 251-675-5126 | 877-894-3383

 @saraland.water.sewer1960

Saraland Water & Sewer Service

Monthly Newsletter

NORTON CREEK SEWER REHAB PROJECT

To improve system reliability and protect our waterways, Saraland Water and Sewer is replacing approximately 8,500 feet of sewer main along Norton Creek and installing a new sanitary lift station. This RESTORE Grant funded project will reduce sewer overflows and deliver long term value to our customers.

Construction is underway and crews will work to minimize disruption. We will share advance notices, post clear signage, and respond promptly to any concerns. For questions or updates, call (251) 675-5126 or visit saralandwater.com/contact-us.

Customer Service Tip




Check your toilet for hidden leaks.

A leaking toilet can waste hundreds of gallons of water and raise your bill. Try this quick food-coloring test: add a few drops of food coloring to the tank, don't flush, and wait 10–15 minutes. If color appears in the bowl, the flapper is leaking.

You can replace it yourself by turning off the water, flushing to empty the tank, swapping in a new flapper, then turning the water back on and testing – or call a plumber. Fixing leaks saves water and money.



307 Shelton Beach Road Saraland, AL 36571
saralandwater.com | 251-675-5126 | 877-894-3383

 @saraland.water.sewer1960